

Hardware Compatibility Guide

Arcade Collection Compatible Hardware

Check the chart below to determine if your Motherboard and Video Card are compatible with the IT Arcade Collection product. With compatible hardware, the following games can be converted: Golden Tee LIVE, Silver Strike LIVE and X, Silver Strike Bowlers Club 07 & 09, Target Toss Pro, Power Putt Golf.

The original Silver Strike Bowling **cannot** be converted.

Motherboard	Video Card												
	6600	7300	7600	8500	9500	430 (Asus)	430 (Zotac)	640	740	750Ti	1050	1650	
865	X	X	X	X	X	X	X	X	X	X	X	X	X
915	X	X	X	X	X	X	X	X	X	X	X	X	X
DG965	X	X	X	✓	✓	✓	✓	✓	✓	✓	✓	✓	X
DQ965	X	X	X	✓	✓	✓	✓	✓	✓	✓	✓	✓	X
DG31	X	X	X	✓	✓	✓	✓	✓	✓	✓	✓	✓	X
41TY	X	X	X	✓	✓	✓	✓	✓	✓	✓	✓	✓	X
65AL	X	X	X	✓	✓	✓	✓	✓	✓	✓	✓	✓	X
75EN	X	X	X	✓	✓	✓	✓	✓	✓	✓	✓	✓	✓
IMBM-B75A	X	X	X	✓	✓	✓	✓	✓	✓	✓	✓	✓	✓
MIX-H310A1	X	X	X	✓	✓	✓	✓	✓	✓	✓	✓	✓	✓

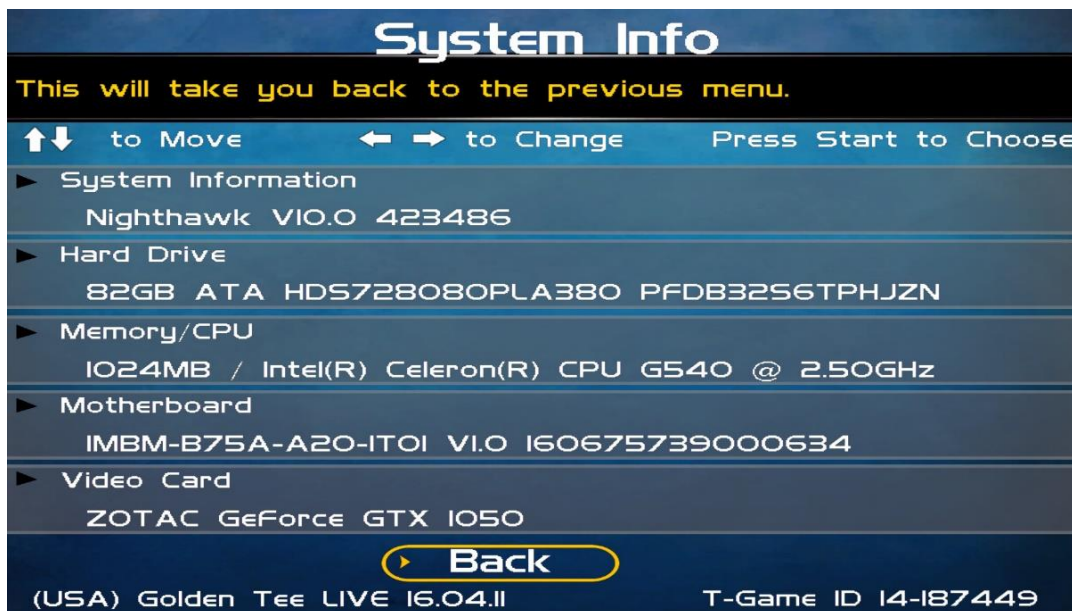
- ◆ Arcade Collection does not support the 865 or 915 motherboards due to antiquated hardware limitations.
- ◆ The DG965 through 65AL motherboards use an older PCIe socket that is not supported by the 1650 video card.

If your system is operational, follow the steps on the following page to determine your system's current hardware configuration.

Direct Menu Path

Please note that although the included screenshots are from the Golden Tee product lines, the same menu flow is used across Golden Tee, Silver Strike, Power Putt, and Target Toss product lines.

1. Press the **System/Test Button** to enter the **Operator Menus**.
2. Select the **General Settings** option.
3. Select the **System Tests** option.
4. Select the **Hardware Tests** option.
5. Select the **Hardware/Software** option.
6. Select the **System Info** option.



System Info – Minimum Requirements

While on the System Info screen, please confirm the following to ensure software compatibility:

- ◆ **Memory/CPU:** This field must display at least **1024MB** of RAM.
- ◆ **Motherboard:** Please confirm that your motherboard type is supported on the *Arcade Collection Compatible Hardware* table on page 1.
- ◆ **Video Card:** Please confirm your video card type is supported on the *Arcade Collection Compatible Hardware* table on page 1.

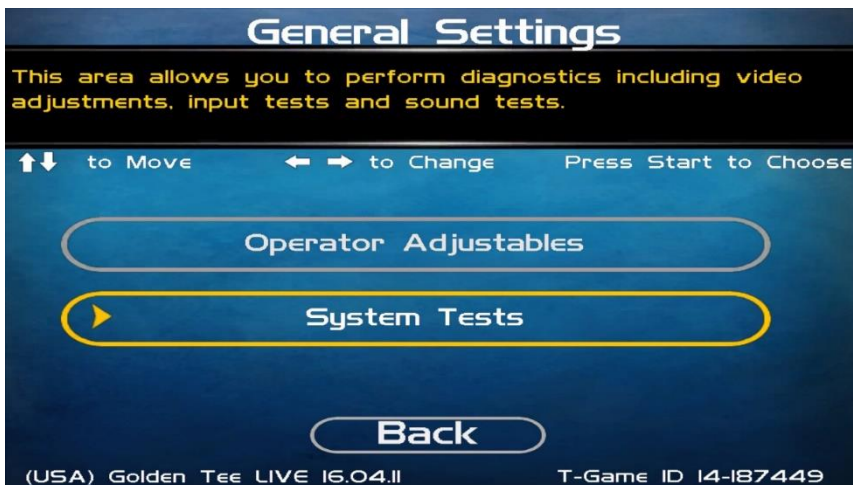
Full Menu Path

If you have any trouble locating the System Info screen above, use the following Full Menu Path to help with navigation.

1. Enter the **Operator Menus** menu by pressing the **System/Test** button located within the cabinet vault.
2. Select the **General Settings** option:



3. Select the **System Tests** option:



4. Select the **Hardware Tests** option:



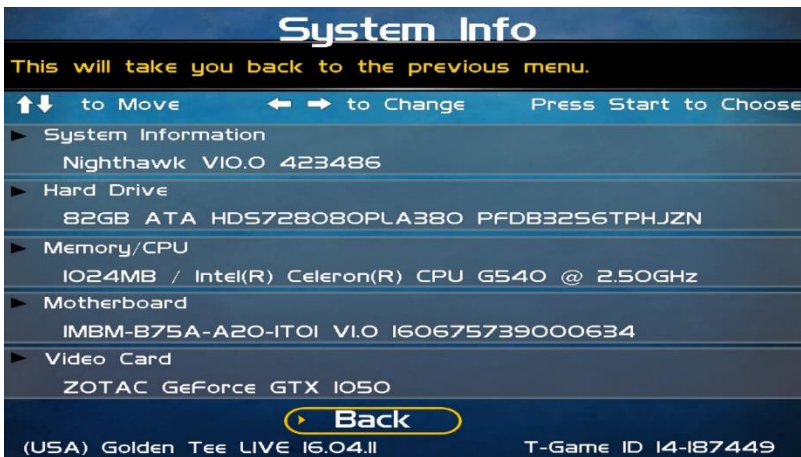
5. Select the **Hardware/Software** option:



6. Select the **System Info** option:



7. System Info screen:



System Info – Minimum Requirements

While on the System Info screen, please confirm the following to ensure software compatibility:

- ◆ **Memory/CPU:** This field must display at least **1024MB** of RAM.
- ◆ **Motherboard:** Please confirm that your motherboard type is supported on the *Arcade Collection Compatible Hardware* table on page 1.
- ◆ **Video Card:** Please confirm your video card type is supported on the *Supported Arcade Collection Compatible Hardware* table on page 1.