

GOLDEN TEE GO

PGA TOUR

THE PORTABLE ALL-IN-ONE ARCADE GAME CABINET

USER GUIDE





WARNINGS AND NOTICES

IMPORTANT SAFETY INSTRUCTIONS

- Read these instructions
- Keep these instructions
- Heed all warnings
- Follow all instructions
- Do not use this apparatus near water
- Clean only with dry cloth
- Do not block any ventilation openings. Install in accordance with the manufacturer's instructions.
- Do not install near any heat sources such as radiators, heat registers, stoves, or other apparatus (including amplifiers) that produce heat
- Do not defeat the safety purpose of the polarized or grounding-type plug. A polarized plug has two blades with one wider than the other. A grounding type plug has two blades and a third grounding prong. The wide blade or the third prong are provided for your safety. If the provided plug does not fit into your outlet, consult an electrician for replacement of the obsolete outlet.
- Protect the power cord from being walked on or pinched particularly at plugs, convenience receptacles, and the point where they exit from the apparatus.
- Only use attachments/accessories specified by the manufacturer.
- Unplug this apparatus during lightning storms or when unused for long periods of time.
- Refer all servicing to qualified service personnel. Servicing is required when the apparatus has been damaged in any way, such as power-supply cord or plug is damaged, liquid has been spilled or objects have fallen into the apparatus, the apparatus has been exposed to rain or moisture, does not operate normally, or has been dropped.
- DO NOT expose the apparatus to dripping and splashing. DO NOT put objects filled with liquids, such as vases on the apparatus.
- **WARNING:** To reduce the risk of fire or electric shock, do not expose this apparatus to rain or moisture.

CAUTION

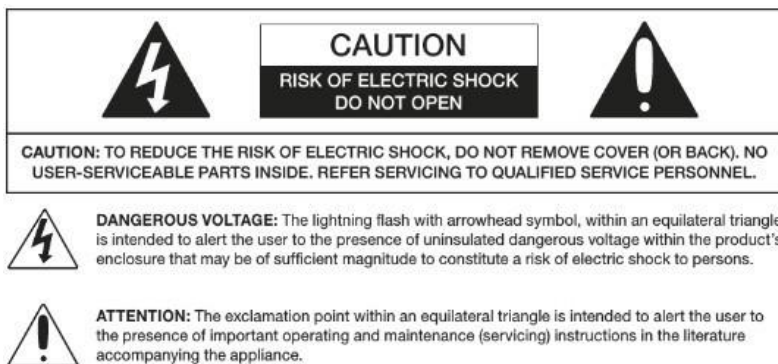
- The motherboard is provided with a replaceable lithium battery. There is a danger of explosion if a battery is incorrectly replaced. Replace the battery only with the same or equivalent type.
- Do NOT perform any installation or repair when the cabinet is powered on. Make sure that the cabinet is unplugged from all power sources before and during installation.
- These servicing instructions are for use by qualified service personnel only. To reduce the risk of electric shock, do not perform any servicing other than that contained in the operating instructions unless you are qualified to do so.

WARNING

- The apparatus shall be connected to a main socket outlet with a protective earthing connection. Substitute cords may not provide adequate fault protection. Only use the power cord supplied with this product or an Incredible Technologies, Inc. authorized replacement.
- The main plug or an appliance coupler must remain readily operable.
- Use of unauthorized parts or making any unauthorized modifications will void the warranty and may result in the game operating in an unsafe or incorrect manner.
- If the supply cord is damaged, it must be replaced by a special cord or assembly available from the manufacturer or its service agent.
- This cabinet is not suitable for installation in an area where a water jet would be used. The cabinet must not be cleaned by a water jet.
- This manual and the information contained within is subject to change without notice.

NOTE

Please retain original shipping box for service and repair.



GOLDEN TEE GO

PGA TOUR

Quick-and-Easy Setup

1. Connect the HDMI cable from the rear of the GO cabinet to a 4K HDTV.
Note: The game requires a display with a 4K resolution.
2. Connect the power cable to the Power Supply input on the back of the GO cabinet, then to a grounded power outlet.
3. Turn ON the 4K HDTV. On the HDTV menu, select the appropriate HDMI Input. (Your HDTV may automatically sense the input when powered ON.)
4. Locate the power ON/OFF switch on the back of the cabinet and turn it ON.

NOTE

Your System Box may have either the ZOTAC 3050 (Rev 2) or 1650 Video Card (Rev 1), which will impact the orientation of the ports. See below.



ZOTAC 3050 (Rev 2)



ZOTAC 1650 (Rev 1)



Online Subscription

You can purchase a monthly or a yearly subscription to get your game online. You'll get access to online contests, exclusive game modes, special events and more. When you go online, you unlock your Golden Tee GO PGA TOUR's full potential. To create a subscription for online play, please visit our website: <https://store.itsgames.com/t/games/subscriptions>

Online Access

Once subscribed, you can access online features by bringing your GO cabinet online via Dedicated Ethernet or WiFi Adapter.

Dedicated Ethernet


If your cabinet is near your computer internet connection point (router and modem) do the following:

1. Plug in the Ethernet cable to the Ethernet port on the rear of the GO cabinet.
2. Plug in the opposite end of the cable to the Ethernet port on the router.
3. Turn ON power to the cabinet.
4. Access the System Menus by pushing the red button on the rear of the GO cabinet.
5. Navigate to **ITNet Settings>Communication Settings** and verify that your connection is Ethernet. Your last IP address should display if the game is connected.
6. Choose **Configure Ethernet** and then **Test Ethernet**. If the settings are correct a connection attempt will be successful.



WiFi Adapter for Wireless Network Connection

Connect the USB Adapter to the rear of the GO cabinet.

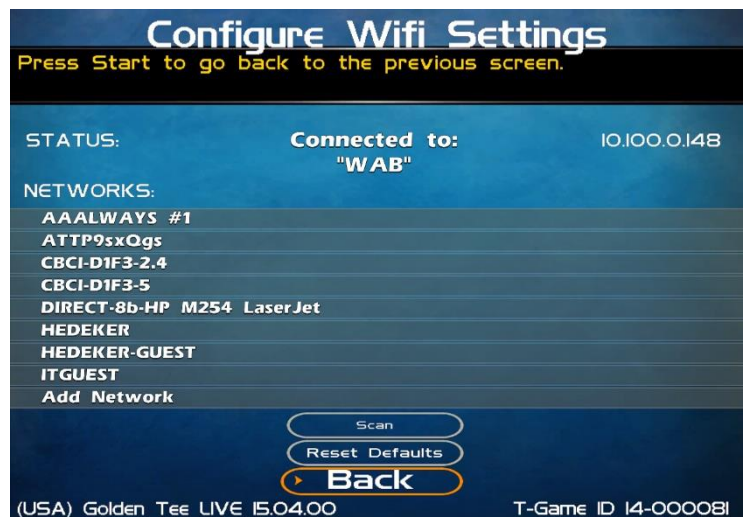


Requirements for configuration

- The location must have an available WiFi Network/Hotspot.
- The **Network/Hotspot Name** must be known.
- The **Network/Hotspot Password** must be known.

WiFi Adapter and Settings Configuration

1. Make sure that the GO cabinet is OFF before starting.
2. Plug the USB Adapter into the USB port on the rear of the cabinet.
3. Turn ON power to the cabinet.
4. Once the game boots to the attract screen, access System Menus using the red button on the rear of the cabinet. Use the trackball to navigate to **ITNet Settings>Communication Settings**.



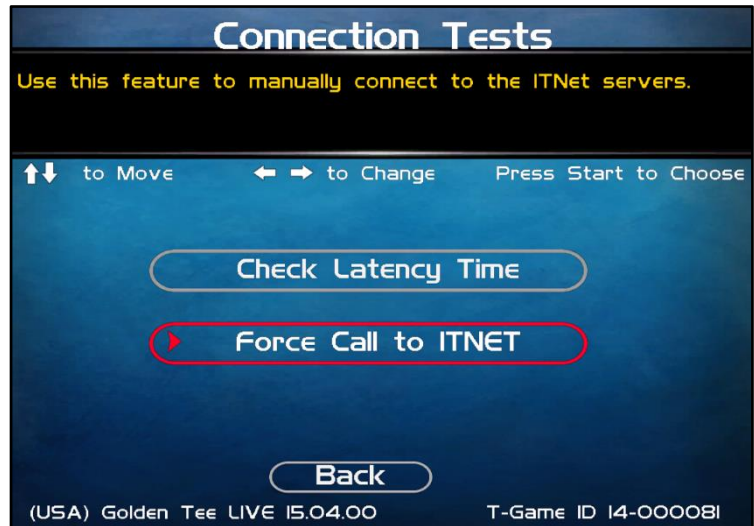
Configure WiFi Settings

5. Select **Configure Wifi Settings**. Select **Scan**. The game scans available Networks to find yours.

Note: If your Network is not found it is possible to manually enter the name of your Network by selecting **Add Network** at the bottom of the list of available Networks.



6. Enter Password. Then select **Done**. (It will take anywhere from 30 seconds to four minutes for the game to connect to the WiFi Network.) If no connection is made after four minutes, the attempt automatically times out. In the event of a failed connection, reboot the machine. Check the USB connection and ensure that your Network is online before a second connection attempt.
7. Navigate to **ITNet Settings>Connection Tests** and select **Force Call to ITNET**.
8. Once connected to ITNET the game is online and ready for play.



Force Call to ITNET

Golden Tee GO PGA TOUR Website

If you have further questions about GT GO PGA TOUR, please visit our website:

<https://amusement.itsgames.com/tech-support/>

GOLDEN TEE GO

PGA TOUR

GAME CONTROLS

NFC – Tap player card near NFC area to activate player card features.

1 - LEFT

Pivot Golfer to Left
Decrease Volume
with 3

2 - RIGHT

Pivot Golfer to Right
Increase Volume
with 3

3 - FLY-BY

Tap for Course Overview
Press & Hold with:
1 = Decrease Volume
2 = Increase Volume

4 - TRACKBALL

Menu - Scroll Options
In-game - Scroll Clubs
Pull Back, Push Forward
to Shoot Ball



5 - HELP

Menu Help
In-game - Birdseye View

6 - OPTIONS

See Options Menu
below

7 - SPIN

Add Various Spin Types
when Ball Lands

8 - START/REPLAY

Start Game
Menu - Select Option
In-game - Instant Replay

OPTIONS MENU

Customize Golfer – Select your golfer and choose from a variety of outfits

Equipment Setup – Optimize the equipment your golfer uses in the game

Lock Quickshot – Quickshot speeds up your shot for faster gameplay

Hide Shot Meter – Turn the trackball meter display off or on

Player Quit – Quit the current game

Return to Game – Return from Options Menu

SYSTEM MENU

Settings – Difficulty, Timer, Pre- Game Clothing, Reset Leaderboards & Records, Reset to Factory

Sounds – In Game Volume, Attract Volume, Attract Sounds, Digital Audio

System – Video Tests, Sound Tests, Player Control Tests, Hardware Tests



System Menus

System Menus allow you to adjust various game and cabinet settings and test the hardware components. Access System Menus by pressing the red button on the back of the cabinet. Be sure the cabinet is on and a game has not been started.

Main Menu

SETTINGS – Adjust various game settings

SOUNDS – Adjust sounds for internal and external speakers

SYSTEM – Test your cabinet hardware and components

Reset Leaderboards & Records – Clear initials and scores from all leaderboard and record screens.

Reset to Factory – Reset all settings to factory defaults

Settings Menu

SETTINGS

Difficulty – Adjust wind speeds and slope of greens for added challenge. Default setting is 3

Timer – Adjust the time allowed to take a swing. Default setting is OFF

Store

Sounds Menu

SOUNDS

In Game Volume – Adjust the sound and music volume while playing a game.

Attract Volume – Adjust the sound and music volume when the game is on but no one is playing

Attract Sounds – Enable or Disable sounds when the game is on but no one is playing

Digital Audio – Enable sounds from external digital speakers via connected HDMI cable (not included -- enabling this requires an automatic software reboot)

System Menu

SYSTEM

Video Tests – Test color, contrast and screen size for the game TV

Sound Tests – Test the internal speaker

Player Control Tests – Test the trackball and button controls

Hardware Tests – View system hardware info and check the hard drive



General Maintenance

When handled properly, your GT PGA TOUR GO cabinet should perform without issue for many years. Here are some tips to keeping your game in tip-top condition.

- Take care not to scratch the top surface. Remove rings and other jewelry when playing.
- Avoid grease, creams or oils when you play.
- Use a damp cloth to clean the play surface.
- Do not strike the cabinet or trackball with excessive force.
- Take care when transporting your GT PGA TOUR GO. Do not drop or jostle the cabinet. Excessive vibration can loosen internal connections which can cause malfunctions.
- Turn the unit off when not in use, to maximize the life of the TV screen.
- It is recommended that you keep the original box and packaging for storage and transportation.

Trackball Maintenance

Trackballs can get dirty over time. To clean the trackball you will need to remove it from the cabinet. Use the following YouTube hyperlink for details on cleaning your trackball:

<https://www.youtube.com/watch?v=yQv6MDVKYFc>

To access the interior of the GO cabinet, use a Phillips-head screwdriver and remove the two screws under the cover on the left of the cabinet, two screws under the cover on the right of the cabinet, and the two screws under the cover at the front of the cabinet. Set the screws aside in a safe place. You will need to reattach the screws when finished.

The cover of the GT GO PGA TOUR is on a hinge at the rear of the cabinet. Carefully lift the hinged cover to access the interior of the cabinet.



Incredible Technologies (IT) Warranty and Repair

- Except in the case of handling or operation that is inconsistent with the warnings, notices, and instructions provided herein, your GT GO PGA TOUR cabinet, including all component parts, is warranted to be without defect in material and workmanship for ninety (90) days from delivery.
- There is a minimum \$95.00 service charge for all non-warranty repairs or returns.
- For all servicing, return to Incredible Technologies, Inc.
- ANY non-factory repair or attempted repair voids warranty.
- There are no serviceable parts on the GT GO PGA TOUR cabinet other than the trackball. **Opening the cabinet will void your warranty.**
- All repairs and/or replacements will ship as soon as possible after receipt or request (subject to availability).
- **YOUR EXCLUSIVE REMEDY FOR BREACH OF WARRANTY WILL BE LIMITED TO REPAIR OR REPLACEMENT BY IT, AT IT'S OPTION.**

Standard Returns Policy

There are a few important things to keep in mind when returning product that you purchased from Incredible Technologies, Inc. (IT):

- Only GT GO PGA TOUR items that have been purchased directly from IT can be returned directly to IT in accordance with its return policy. Please contact Customer service at (800) 262-0323.
- GT GO PGA TOUR items purchased through other retailers must be returned in accordance with respective returns and refunds policy of such point of purchase.
- All returned merchandise must have a Return Merchandise Authorization (RMA) number marked clearly on the outside of the package.
- You must obtain all RMA numbers from IT. Please have the product's serial number (white sticker on back of cabinet) available when calling for an RMA number.
- Merchandise returned without an RMA number will not be accepted.

Payment and Storage of Repair Materials

Materials sent to Incredible Technologies, Inc. (IT) for repair must be paid for according to current price schedules and in a reasonable time. Storage fees for repaired equipment will be charged at a rate of \$50.00 (Fifty US Dollars) per calendar month or fraction thereof after 90 (Ninety) days from notice to the customer that the repairs are complete. IT reserves the right to resell repaired equipment to cover accumulated storage charges when the accumulated storage charge reaches 100% (One Hundred Percent) of the repaired items' then-current replacement cost.



GNU General Public License

TERMS AND CONDITIONS FOR COPYING, DISTRIBUTION AND MODIFICATION

0. This License applies to any program or other work which contains a notice placed by the copyright holder saying it may be distributed under the terms of this General Public License. The "Program", below, refers to any such program or work, and a "work based on the Program" means either the Program or any derivative work under copyright law: that is to say, a work containing the Program or a portion of it, either verbatim or with modifications and/or translated into another language. (Hereinafter, translation is included without limitation in the term "modification".) Each licensee is addressed as "you". Activities other than copying, distribution and modification are not covered by this License; they are outside its scope. The act of running the Program is not restricted, and the output from the Program is covered only if its contents constitute a work based on the Program (independent of having been made by running the Program). Whether that is true depends on what the Program does.

1. You may copy and distribute verbatim copies of the Program's source code as you receive it, in any medium, provided that you conspicuously and appropriately publish on each copy an appropriate copyright notice and disclaimer of warranty; keep intact all the notices that refer to this License and to the absence of any warranty; and give any other recipients of the Program a copy of this License along with the Program. You may charge a fee for the physical act of transferring a copy, and you may at your option offer warranty protection in exchange for a fee.

2. You may modify your copy or copies of the Program or any portion of it, thus forming a work based on the Program, and copy and distribute such modifications or work under the terms of Section 1 above, provided that you also meet all of these conditions: a) You must cause the modified files to carry prominent notices stating that you changed the files and the date of any change. b) You must cause any work that you distribute or publish, that in whole or in part contains or is derived from the Program or any part thereof, to be licensed as a whole at no charge to all third parties under the terms of this License. c) If the modified program normally reads commands interactively when run, you must cause it, when started running for such interactive use in the most ordinary way, to print or display an announcement including an appropriate copyright notice and a notice that there is no warranty (or else, saying that you provide a warranty) and that users may redistribute the program under these conditions, and telling the user how to view a copy of this License. (Exception: if the Program itself is interactive but does not normally print such an announcement, your work based on the Program is not required to print an announcement.) These requirements apply to the modified work as a whole. If identifiable sections of that work are not derived from the Program, and can be reasonably considered independent and separate works in themselves, then this License, and its terms, do not apply to those sections when you distribute them as separate works. But when you distribute the same sections as part of a whole which is a work based on the Program, the distribution of the whole must be on the terms of this License, whose permissions for other licensees extend to the entire whole, and thus to each and every part regardless of who wrote it. Thus, it is not the intent of this section to claim rights or contest your rights to work written entirely by you; rather, the intent is to exercise the right to control the distribution of derivative or collective works based on the Program. In addition, mere aggregation of another work not based on the Program with the Program (or with a work based on the Program) on a volume of a storage or distribution medium does not bring the other work under the scope of this License.

3. You may copy and distribute the Program (or a work based on it, under Section 2) in object code or executable form under the terms of Sections 1 and 2 above provided that you also do one of the following:

a) Accompany it with the complete corresponding machine-readable source code, which must be distributed under the terms of Sections 1 and 2 above on a medium customarily used for software interchange; or, b) Accompany it with a written offer, valid for at least three years, to give any third party, for a charge no more than your cost of physically performing source distribution, a complete machine-readable copy of the corresponding source code, to be distributed under the terms of Sections 1 and 2 above on a medium customarily used for software interchange; or, c) Accompany it with the information you received as to the offer to distribute corresponding source code. (This alternative is allowed only for noncommercial distribution and only if you received the program in object code or executable form with such an offer, in accord with Subsection b above.) The source code for a work means the preferred form of the work for making modifications to it. For an executable work, complete source code means all the source code for all modules it contains, plus any associated interface definition files, plus the scripts used to control compilation and installation of the executable. However, as a special exception, the source code distributed



need not include anything that is normally distributed (in either source or binary form) with the major components (compiler, kernel, and so on) of the operating system on which the executable runs, unless that component itself accompanies the executable. If distribution of executable or object code is made by offering access to copy from a designated place, then offering equivalent access to copy the source code from the same place counts as distribution of the source code, even though third parties are not compelled to copy the source along with the object code.

4. You may not copy, modify, sublicense, or distribute the Program except as expressly provided under this License. Any attempt otherwise to copy, modify, sublicense or distribute the Program is void, and will automatically terminate your rights under this License. However, parties who have received copies, or rights, from you under this License will not have their licenses terminated so long as such parties remain in full compliance.

5. You are not required to accept this License, since you have not signed it. However, nothing else grants you permission to modify or distribute the Program or its derivative works. These actions are prohibited by law if you do not accept this License. Therefore, by modifying or distributing the Program (or any work based on the Program), you indicate your acceptance of this License to do so, and all its terms and conditions for copying, distributing or modifying the Program or works based on it.

6. Each time you redistribute the Program (or any work based on the Program), the recipient automatically receives a license from the original licensor to copy, distribute or modify the Program subject to these terms and conditions. You may not impose any further restrictions on the recipients' exercise of the rights granted herein. You are not responsible for enforcing compliance by third parties to this License.

7. If, as a consequence of a court judgment or allegation of patent infringement or for any other reason (not limited to patent issues), conditions are imposed on you (whether by court order, agreement or otherwise) that contradict the conditions of this License, they do not excuse you from the conditions of this License. If you cannot distribute so as to satisfy simultaneously your obligations under this License and any other pertinent obligations, then as a consequence you may not distribute the Program at all. For example, if a patent license would not permit royalty-free redistribution of the Program by all those who receive copies directly or indirectly through you, then the only way you could satisfy both it and this License would be to refrain entirely from distribution of the Program. If any portion of this section is held invalid or unenforceable under any particular circumstance, the balance of the section is intended to apply and the section as a whole is intended to apply in other circumstances. It is not the purpose of this section to induce you to infringe any patents or other property right claims or to contest validity of any such claims; this section has the sole purpose of protecting the integrity of the free software distribution system, which is implemented by public license practices. Many people have made generous contributions to the wide range of software distributed through that system in reliance on consistent application of that system; it is up to the author/donor to decide if he or she is willing to distribute software through any other system and a licensee cannot impose that choice. This section is intended to make thoroughly clear what is believed to be a consequence of the rest of this License.

8. If the distribution and/or use of the Program is restricted in certain countries either by patents or by copyrighted interfaces, the original copyright holder who places the Program under this License may add an explicit geographical distribution limitation excluding those countries, so that distribution is permitted only in or among countries not thus excluded. In such case, this License incorporates the limitation as if written in the body of this License.

9. The Free Software Foundation may publish revised and/or new versions of the General Public License from time to time. Such new versions will be similar in spirit to the present version, but may differ in detail to address new problems or concerns. Each version is given a distinguishing version number. If the Program specifies a version number of this License which applies to it and "any later version", you have the option of following the terms and conditions either of that version or of any later version published by the Free Software Foundation. If the Program does not specify a version number of this License, you may choose any version ever published by the Free Software Foundation.

10. If you wish to incorporate parts of the Program into other free programs whose distribution conditions are different, write to the author to ask for permission. For software which is copyrighted by the Free Software Foundation, write to the Free Software Foundation; we sometimes make exceptions for this. Our decision will be guided by the two goals of preserving the free status of all derivatives of our free software and of promoting the sharing and reuse of software generally.



NO WARRANTY

11. BECAUSE THE PROGRAM IS LICENSED FREE OF CHARGE; THERE IS NO WARRANTY FOR THE PROGRAM, TO THE EXTENT PERMITTED BY APPLICABLE LAW. EXCEPT WHEN OTHERWISE STATED IN WRITING THE COPYRIGHT HOLDERS AND/OR OTHER PARTIES PROVIDE THE PROGRAM "AS IS" WITHOUT WARRANTY OF ANY KIND, EITHER EXPRESSED OR IMPLIED, INCLUDING, BUT NOT LIMITED TO, THE IMPLIED WARRANTIES OF MERCHANTABILITY AND FITNESS FOR A PARTICULAR PURPOSE. THE ENTIRE RISK AS TO THE QUALITY AND PERFORMANCE OF THE PROGRAM IS WITH YOU. SHOULD THE PROGRAM PROVE DEFECTIVE, YOU ASSUME THE COST OF ALL NECESSARY SERVICING, REPAIR OR CORRECTION.

12. IN NO EVENT UNLESS REQUIRED BY APPLICABLE LAW OR AGREED TO IN WRITING WILL ANY COPYRIGHT HOLDER, OR ANY OTHER PARTY WHO MAY MODIFY AND/OR REDISTRIBUTE THE PROGRAM AS PERMITTED ABOVE, BE LIABLE TO YOU FOR DAMAGES, INCLUDING ANY GENERAL, SPECIAL, INCIDENTAL OR CONSEQUENTIAL DAMAGES ARISING OUT OF THE USE OR INABILITY TO USE THE PROGRAM (INCLUDING BUT NOT LIMITED TO LOSS OF DATA OR DATA BEING RENDERED INACCURATE OR LOSSES SUSTAINED BY YOU OR THIRD PARTIES OR A FAILURE OF THE PROGRAM TO OPERATE WITH ANY OTHER PROGRAMS), EVEN IF SUCH HOLDER OR OTHER PARTY HAS BEEN ADVISED OF THE POSSIBILITY OF SUCH DAMAGES.

How to Apply These Terms to Your New Programs If you develop a new program, and you want it to be of the greatest possible use to the public, the best way to achieve this is to make it free software which everyone can redistribute and change under these terms. To do so, attach the following notices to the program. It is safest to attach them to the start of each source file to most effectively convey the exclusion of warranty; and each file should have at least the "copyright" line and a pointer to where the full notice is found. One line to give the program's name and an idea of what it does. Copyright (C) yyyy name of author. This program is free software; you can redistribute it and/or modify it under the terms of the GNU General Public License as published by the Free Software Foundation; either version 2 of the License, or (at your option) any later version. This program is distributed in the hope that it will be useful, but WITHOUT ANY WARRANTY; without even the implied warranty of MERCHANTABILITY or FITNESS FOR A PARTICULAR PURPOSE. See the GNU General Public License for more details. You should have received a copy of the GNU General Public License along with this program; if not, write to the Free Software Foundation, Inc., 59 Temple Place - Suite 330, Boston, MA 02111-1307, USA.

Copyright 2004 Incredible Technologies, Inc. (IT). Certain programs, identified at IT's Website are free software subject to an associated license.

1. Because certain programs are licensed free of charge, see its website, there is no warranty for such programs to the extent permitted by applicable law. Except when otherwise stated in writing the copyright holders and/or other parties provide those programs "as is" without warranty of any kind, either expressed or implied, including, but not limited to, the implied warranties of merchantability and fitness for a particular purpose. The entire risk as to the quality and performance of those programs is with you. Should the programs prove defective, you assume the cost of all necessary servicing, repair or correction.

2. In no event unless required by applicable law or agreed to in writing will any copyright holder, or any other party who may modify and/or redistribute those programs be liable to you for damages including any general, special, incidental or consequential damages arising out of the use or inability to use those programs (including but not limited to loss of data or data being rendered inaccurate or losses sustained by you or third parties or a failure of those programs to operate with any other programs), even if such holder or other party has been advised of the possibility of such damages. A complete machine-readable copy of the source code of those programs and associated license is available to any third party, at the IT website.



Incredible Technologies, Inc.
200 Corporate Woods Parkway
Vernon Hills, IL 60061

Phone (847) 870-7027 (800) 262-0323
itsgames.com